



Clever

**One Login to control
all the logins!**

For Parents & at Home Use

What is Clever?

- Clever is an easy way for your child to log in and learn with all the online programs they use at school. With their own personal portals, students can learn with resources selected by their teacher and district.
- Schools use Clever so students can have all their digital resources in one place. **Clever also eliminates the need to remember multiple usernames and passwords.**

How to Log into Clever from Home

- Go to www.clever.com/in/freedomprep
- Once there click on Log in with Google Account
- You will then type in your child's email address for google.

Email address is the first initial of the first name followed by their last name and the year they graduate high school @freedomprep.net

Example: cbrown2030@freedomprep.net

- You will then type in your child's password.

Password is Fpa: then the students lunch number (password is Case Sensitive!!)

Example: Fpa:1234

- Once logged in your child now has access to all school sites including Google Classroom, Canvas, Typing Club and more! Just click on the classroom icon!

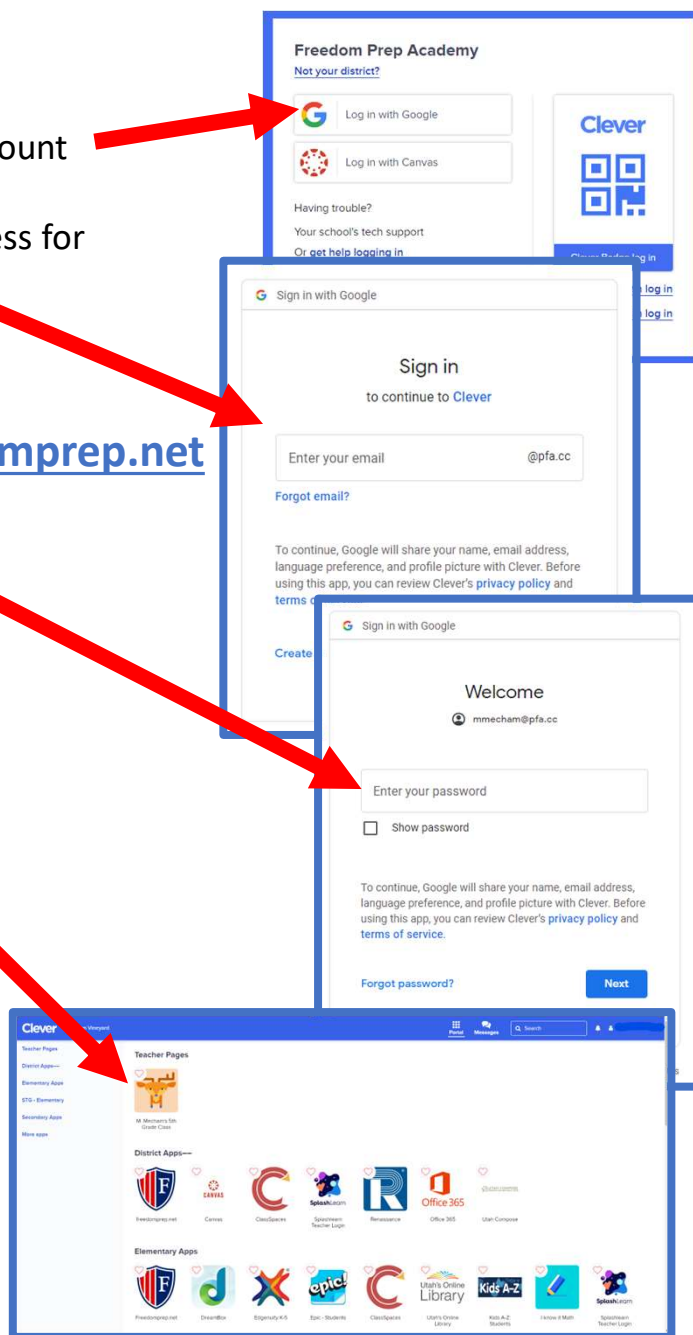
**For this login example we will be using
Charlie Brown**



GOOD
GRIEF!

Name: Charlie Brown
Lunch #: 1234
High School Graduation
Year: 2030

Email:
cbrown2030@freedomprep.net
Password: Fpa:1234





CANVAS

For Parents & at Home Use

What is Canvas?

- Canvas is an online learning tool used at all Freedom Prep Academy schools where parents can view weekly newsletters, pages created by the teacher about school information or assignments lists as well as view online class assignments for when a child is unable to attend school.

How to Log into Canvas from Home

- Go to www.freedomprep.instructor.com
- Once type in your child's email address for school.

Email address is the first initial of the first name followed by their last name and the year they graduate high school @freedomprep.net

Example: cbrown2030@freedomprep.net

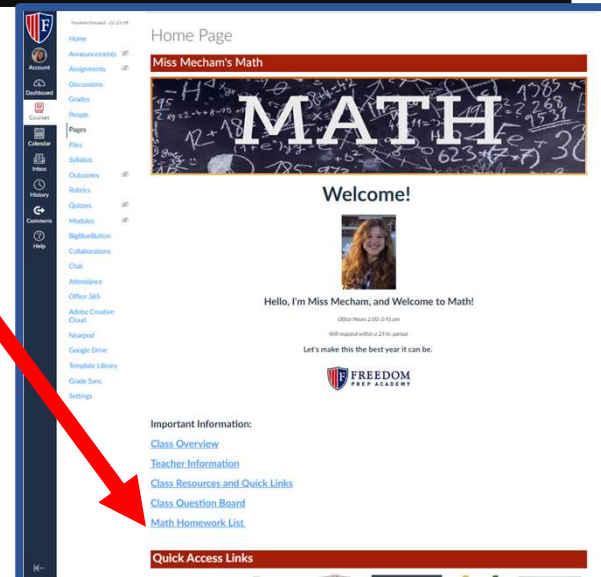
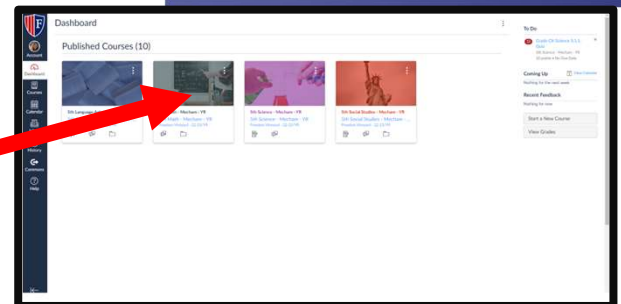
- You will then type in your child's password.

Password is Fpa: then the students lunch number (password is Case Sensitive!!)

Example: Fpa:1234

- Once logged in your child now clicks on the class course they would like to access and work on. Most teachers will put all their information in the Language Arts Class Course.
- From here images and Blue Text items will be hyperlinks to pages within Canvas and you can find the information you are needing.

- For example, here this teacher has a Printable Math Homework Assignments List



**For this login example we will be using
Charlie Brown**



Name: Charlie Brown
Lunch #: 1234
High School Graduation Year: 2030
Email: cbrown2030@freedomprep.net
Password: Fpa:1234